



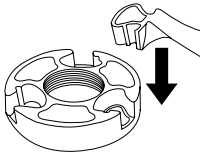
TEX:ENERGY[®]
OFF-GRID POWER



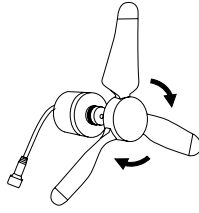
INFINITE AIR

QUICK
START
GUIDE

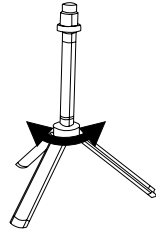
START CHARGING YOUR DEVICES:



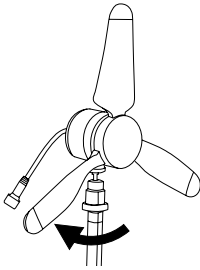
1 Carefully insert blades into blade mount.



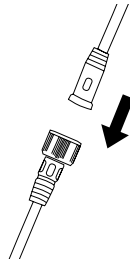
2 Screw blade mount to turbine unit – clockwise.



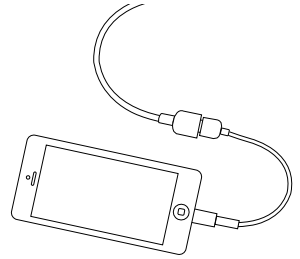
3 Open tripod and twist leg lock into place.



4 Attach turbine unit to tripod mounting screw – clockwise.



5 Connect 1m cable to turbine cable and secure.



6 Use the Female USB to connect to your device.

Would you like to know more about Texenergy?

If so, please go to www.texenergy.com where you will be able to find information about our off-grid products, what we do, news, frequently asked questions, contact details and more.

For customer support, email us at support@texenergy.com

Find more Texenergy on

